



G&G ARMAMENT

AIRSOFT GUNS & ACCESSORIES

GR16 C.Q.W. RUSH

CLOSE QUARTER WEAPON

PLASTIC



- WARNING !!**
- Adult supervision required.
 - Always wear safety goggles when using this product.
 - Misuse or careless handling of this product may cause injury.
 - May be hazardous up to 50 meters.
 - This product is intended for users 18 years or older.
 - Read all instructions before using this product.
 - The buyer and the user of this product shall adhere to all local laws regulating the usage and the ownership of airsoft guns.

WWW.GUAY2.COM Manufactured by G&G Armament Printed in Taiwan

Instruction Manual

FIRING MODE & SAFETY



SAFETY ON
The trigger cannot be pulled




SEMI AUTO
Single shot




FULL AUTO
Automatic firing

BATTERY SETTING




1. Charge up the battery.
2. Charging will be completed after 3 hours.



1. Push the butt plate lock (both sides)
2. Pull out the butt plate.




Take off the cover.



Pull out the wire connector.



Connect battery plug with the connector until you heard a click sound.



Insert the battery into stock.



Reinstall the battery cover and butt plate.

SETTING MAGAZINE

CAUTION

It is strongly recommended the use of G&G BB pellets only. Using low quality BB pellets will shorten product life span and void product warranty.



Open the cover of magazine.



Load G&G 5.95mm BB pellets into the magazine.



Close the cover plate then turn the gear until the sound changes.



Insert the magazine until you heard a click sound.

HOP-UP ADJUSTMENT

CAUTION

Do not catch your fingers in the dummy bolt. Never hold the gun sideways as the BB pellets will curve right or left.



Turn to **Normal** Turn to **Hop**

Too much Hop-up. (Turn the adjust lever toward **Normal**)

Best Position. ☒

Not enough Hop-up. (Turn the adjust lever toward **Hop**) or Too much Hop-up. (Turn the adjust lever toward **Normal**)

New Blow Back Pneumatic System



True to the faith of mimicking real life firearms, G&G is proud to present its new Pneumatic Blow Back system to its line of airsoft guns. Conventional airsoft blow back utilizes tow hook springs to mimic real life bolt actions, which often lead to excess wear and tear and poor reliability in the gear box. To alleviate the problem of conventional systems, G&G has independently developed the Pneumatic Blow Back system; a piston driven, gas operated mechanism to better mimic real life bolt actions. This new technology utilizes compressed air to move the bolt, which enables the action without adding extra stress to the gear box. This class leading system represents a significant milestone in the airsoft industry.

TAIWAN
Patent No : M300797

USA
Patent No : 11/488698

HONG KONG
Patent No : 06107627.0

JAPAN
Patent No : 實 願 2006-1459

EUROPEAN UNION
Patent No : 460191 814454

CHINA
Patent No : 200620122468.9

DENMARK
Patent No : BA2007 0069

U.K.
Patent No : 614422.4



COMPONENTS

GR16 C.Q.W. RUSH

CLOSE QUARTER WEAPON

PLASTIC

WARNING !!

- Adult supervision required.
- Always wear safety goggles when using this product.
- Misuse or careless handling of this product may cause injury.
- May be hazardous up to 50 meters.
- This product is intended for users 18 years or older.
- Read all instructions before using this product.
- The buyer and the user of this product shall adhere to all local laws regulating the usage and the ownership of airsoft guns.

WWW.GUAY2.COM
Manufactured by G&G Armament
Printed in Taiwan

Instruction Manual



SPECIAL SHOOTING
Used for precision firing.



COMMON SHOOTING
Used for full automatic firing.




WINDAGE KNOB (left / right adjustment)
ELEVATION KNOB (up / down adjustment)

REAR SIGHT ADJUSTMENT

CAUTION

Keep the selector on Safe mode until you are actually ready to shoot.

RETRACTABLE STOCK



Press the stock release lever to unlock.



Adjust the position (6 position).

WINDAGE ADJUSTMENT KNOB



Detachable rear sight.



Turn the knobs counterclockwise to disassemble the rear sight.




Take off the rear sight to install other accessories.


MAINTENANCE



Remove the magazine.



Return the hop up dial to normal position and insert the cleaning rod from the lead edge of the inner barrel.



Be aware to have the rod facing down and reaching to the end, and remove clogged pellets.

OPTIONAL PARTS



G-12-006
CD13-TRT30GD



G-03-065
Forward Grip-BK (ABS injection)

FOLDING FRONT SIGHT



Folding the front sight.



Press the plate back.



Press against the folding front sight.

TROUBLE SHOOTING



Adjust screw when the gear noise becomes shrilly.

The screw at bottom of the grip. Please use the screwdriver to adjust.



No operation

Check the wire set contact with motor.



No operation

Check the battery and connector.

PARTS LIST

GR16 Rush- 01	Flash suppressor set	GR16 Rush- 16	Enhanced rod set
GR16 Rush- 02	Rail system set	GR16 Rush- 17	Hi-cap 450R magazine
GR16 Rush- 03	Rear sight base set	GR16 Rush- 18	Lower receiver set
GR16 Rush- 04	Rear sight set	GR16 Rush- 19	Trigger guard set
GR16 Rush- 05	Hop-up set	GR16 Rush- 20	Selector plate
GR16 Rush- 06	Slip ring set	GR16 Rush- 21	Rear frame lock pin set
GR16 Rush- 07	Inner barrel	GR16 Rush- 22	Grip
GR16 Rush- 08	Upper receiver set	GR16 Rush- 23	Motor set
GR16 Rush- 09	Charging handle set	GR16 Rush- 24	Grip bottom set
GR16 Rush- 10	Port cover set	GR16 Rush- 25	Extended stock set
GR16 Rush- 11	Front frame lock pin set	GR16 Rush- 26	Gear box set
GR16 Rush- 12	Bolt catch set	GR16 Rush- 27	Barrel base set
GR16 Rush- 13	Selector lever set	GR16 Rush- 28	Blow back pneumatic piston
GR16 Rush- 14	Magazine catch set	GR16 Rush- 29	Charging plate
GR16 Rush- 15	Stock washer	GR16 Rush- 30	Charging upper cover
		GR16 Rush- 31	Switch plate

MANUFACTURED BY G&G ARMAMENT

ADDRESS **Changhua** / No. 999, Zhonghua Rd., Shengang Township, Changhua County 50952, Taiwan
Taipei / 11F-3, NO.27, Lane 169, Kangning St, Shijr City, Taipei County 22180,TAIWAN

E-Mail **Sales Department** / sales@guay2.com
b2b@guay2.com

Technology support Department / support@guay2.com

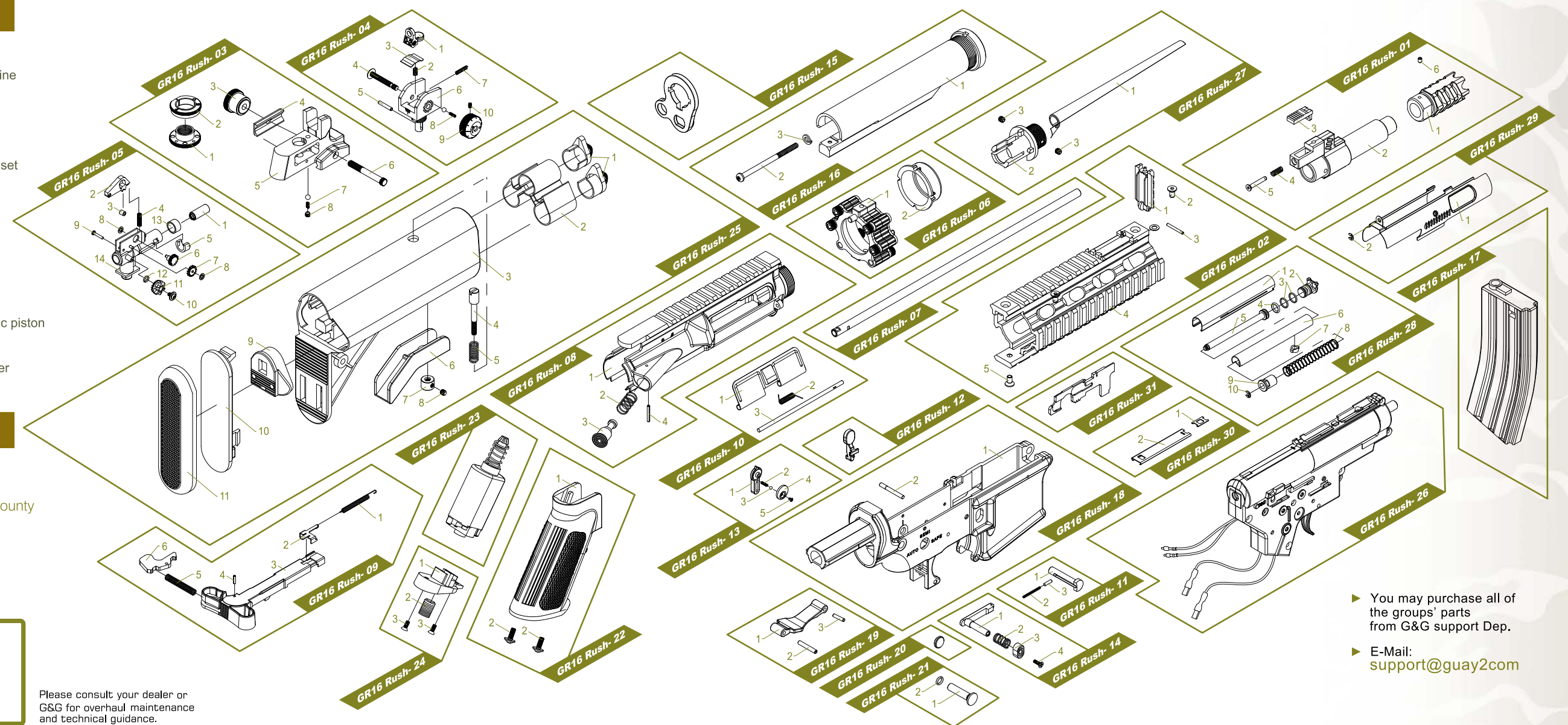
WEBSITE www.guay2.com

TEL **Changhua** / 886-4-798-9000
Taipei / 886-2-2692-2000

FAX **Changhua** / 886-4-798-9900
Taipei / 886-2-2692-4000

Dealer

Please consult your dealer or G&G for overhaul maintenance and technical guidance.



► You may purchase all of the groups' parts from G&G support Dep.
► E-Mail: support@guay2.com